



International Journal of Intellectual Advancements and Research in Engineering Computations

An empirical study on adoption of parenting style, responsive support and its impact on child's mental, physical, emotional & social development with special reference to Erode District

Dr.V.Manimegalai¹, K. Sivasankari²

¹Prof/MBA, Nandha Engineering College (Autonomous), Erode.

²II MBA, Nandha Engineering College (Autonomous), Erode.

ABSTRACT

The formation of an adolescent's self-concept is closely connected to Parenting Styles. However, how Parents interact with their Children depends on the principles and beliefs that they hold in managing and educating them. This research explores the relations between Parenting Style and Child's Overall Development and the Responsive Support needed by the Children from their Parents. 100 Parents and their Children (100) were administered for the Research Questionnaire after taking their consent. Simple Percentage Analysis and Henry Garrett Ranking were used to analyze the data. The results showed the significant impact of Parenting Style on the Child's Psychological Development.

INTRODUCTION

The Transition from Childhood to Adulthood is a long journey with many ups and downs, peaks and bottoms. Adolescents will conform to adult standards not immediately, because it will take more information and experience from the Parenting, which they got from the Parents. The four Parenting Styles includes Authoritative, Permissive, Uninvolved and Authoritarian. [1-3]

STATEMENT OF THE PROBLEM

Parenting is the main factor which shapes a child into a perfect citizen. Parenting forms the basis for healthy future generations both physically and mentally. The Present Generation Parents are mostly Dual-Earners and have less attachment with their Children. The main purpose of this study is to examine the association of parenting styles with children's scores on a measure of Self-Esteem, Mental Health, Emotional and Behavioural Development and to create awareness about the

importance of Parenting for a Good Child Development.

OBJECTIVES OF THE STUDY

- ❖ To identify the Demographic Profile of Respondents.
- ❖ To identify the Problems faced by the Parents due to adoption Particular Parenting Style on their Child's Development.

SCOPE OF THE STUDY

- ❖ The present study will be helpful for the Parents in analyzing the effectiveness of adopting Parenting Style.
- ❖ This study will create an overall awareness among the Public regarding the serious and precious part of Parents to be taken part in their own Child's Development.

LIMITATIONS OF THE STUDY

- ❖ Many Respondents neglected to respond to the Survey in their Busy Schedule.
- ❖ Many Respondents found it difficult to Rank the Problems faced by them, as they are equally facing all the problems.
- ❖ As the Questionnaire is based on Psychology, Parents took more time to fill it.

LITERATURE REVIEW

- 1) **Suna Eryigit-Madzwamuse (2014)** found that, six clear childcare patterns found in her study were generally similar at demographics level, except for the continuous centre-based care group, which included families with higher SES and mothers who had higher levels of education and who were also more stimulating than the other five groups.
- 2) **Fahimeh Rezai Niaraki (December 2012)** tells that, Parents play an influential role in molding and shaping the behavior of adolescents. The three parenting styles based on parental demandingness and responsiveness, which included authoritative parenting, authoritarian parenting, and permissive parenting. Juvenile delinquency is directly linked to the behavior of parents they adopt to treat their children.
- 3) **Larry D. Rosen (2008)** tells that, Parenting styles were strongly related to adolescent MySpace experiences, behaviors, and attitudes, with some age differences.

RESEARCH METHODOLOGY

Research design

A Master plan that specifies the method and procedures for collecting and analysing needed information.

Sample design

Sampling is the process of selecting a sufficient number of elements from the population. A Sample Design is a definite plan for obtaining a sample from the sampling frame. It refers to the technique or the procedure the researcher would adopt in selecting some sampling units from which inferences about the population is drawn.

Non-probability sampling

Non-Probability sampling is a sampling technique where the samples are gathered in a process that does not give all the individuals in the population equal chances of being selected.

Convenience sampling

Convenience sampling (also known as Availability Sampling) is a specific type of non-probability sampling method that relies on data collection from population members who are conveniently available to participate in study.

Size of the sample

The Sample size is 200. (100 Parents & 100 Children)

DATA COLLECTION METHOD

Primary data

These are data which are collected for the first time directly by the Researcher for the Specific study undertaken by him. In this research primary data are collected directly from the Respondent by using Questionnaire cum Enumeration Method.

Secondary data

These are data which are already collected and used by someone preciously. The data's are collected from journals, magazines and websites.

STATISTICAL TOOLS USED

To analyse and interpret collected data the following simple percentage and ranking were used.

Simple percentage analysis

To analyse and interpret collected data the following simple percentage and ranking were used.

FORMULA

$$\text{Percentage} = \frac{\text{Number of respondents}}{\text{Total number of respondents}} \times 100$$

Henry garrett ranking

Garrett's ranking technique to find out the most significant factor which influences the respondents; Garrett's ranking technique was used. As per this method, respondents have been asked to assign the rank for all factors and the outcomes of such ranking have been converted into score value with the help of the following formula:

Percent Position = $100 (R_{ij} - 0.5) / N_j$ Where R_{ij} = Rank given for the i^{th} variable by j^{th} respondents
 N_j = Number of variable ranked by j^{th} respondents.

DATA ANALYSIS

The Respondents participated in the research are from diversified background with gender, age group, marital status and educational qualification.

Table No 1: DEMOGRAPHIC PROFILE OF THE PARENT RESPONDENTS

Details of the Respondents		No. of. Respondents	Percentage
Age	Below 20 Years	0	0
	Between 20-30 Years	22	22
	Between 30-40 Years	44	44
	Above 40 Years	34	34
	Total	100	100
Gender	Male	30	30
	Female	70	70
	Total	100	100
Educational Qualification	No Formal Education	12	12
	School Level Education	24	24
	Under Graduate	29	29
	Post Graduate	35	35
	Total	100	100
Occupation	Business	17	17
	Professional	29	29
	Non-Professional	20	20
	Others	34	34
	Total	100	100
Monthly Income Level	Below Rs.20,000	27	27
	Rs.20,000-Rs.30,000	34	34
	Rs.30,000-Rs.40,000	17	17
	Above Rs.40,000	22	22
	Total	100	100
No.of. Children	One	42	42
	Two	58	58
	Three & Above	0	0
	Total	100	100
Family Structure	Joint Family	50	50
	Nuclear Family	50	50
	Total	100	100

Interpretation

From this study it is evident that age group of the 44% of the respondents fall under the category of 30 – 40 years, 70% of the respondents fall under the gender group of Female, 35% of the respondents educational qualification is Post

Graduate, the occupation of 34% of the respondents fall under the category of Others, the average monthly income of 34% of respondents falls under the category of Rs.20000 – Rs.30000, 58% of the respondents have Two Children, 50%

of the respondents fall under the category of Joint Family.

Table No: 2 DEMOGRAPHIC PROFILE OF THE CHILDREN RESPONDENTS

Details of the Respondents	No. of Respondents	Percentage
Age	Below 10 Years	41
	Between 11-15 Years	42
	Between 16-17 Years	17
	Total	100
Gender	Male	39
	Female	61
	Total	100
Medium of Schooling	State Board	10
	Matriculation	47
	CBSE	30
	ICSE	3
	Total	100
No.of. Brothers & Sisters	One	58
	Two	0
	None	42
	Total	100

Interpretation

From this study it is evident that age group of the 42% of the respondents fall under the category of 11– 15 years, 61% of the respondents fall under

the gender group of female, 47% of the respondent children's Medium of Schooling is Matriculation, and 58% of the respondents have One Brother / Sister.

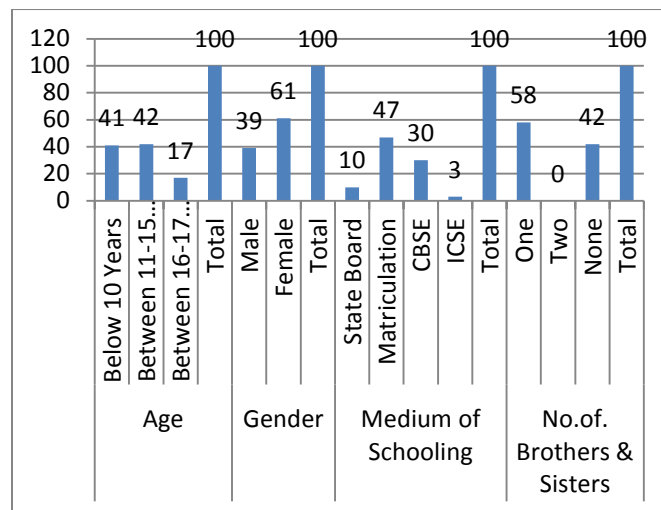


Figure No: 1 Demographic Profile of Children Respondents

Table No 3: Rank of the problems faced by Parents due to the adoption of Particular Parenting Style on their Child's Development

Table No. 3a Authoritative Style

S.No	Problems Faced	Authoritative	
		Total Score	Rank
1	Bonding	1855	8

2	Transparency of Activities	3324	1
3	Role-Model to Child	2094	7
4	Academic Performance	3190	2
5	Social-Relationship	2656	5
6	Confidence Level	1155	10
7	Discipline	1496	9
8	Self-dependence Level	3180	3
9	Personal Values &Principles	2880	4
10	Mental Health	2394	6
11	Physical Health	792	11
12	Emotional Intelligence	447	12

Interpretation

From this study, it is found that from the table it is evident that, **In Authoritative Style**, Transparency of Activities is ranked as no.1 with

the total score of 3324, Academic Performance is ranked as no.2 with a total score of 3190, Self-Dependence is ranked as no.3 with the total score of 3180.

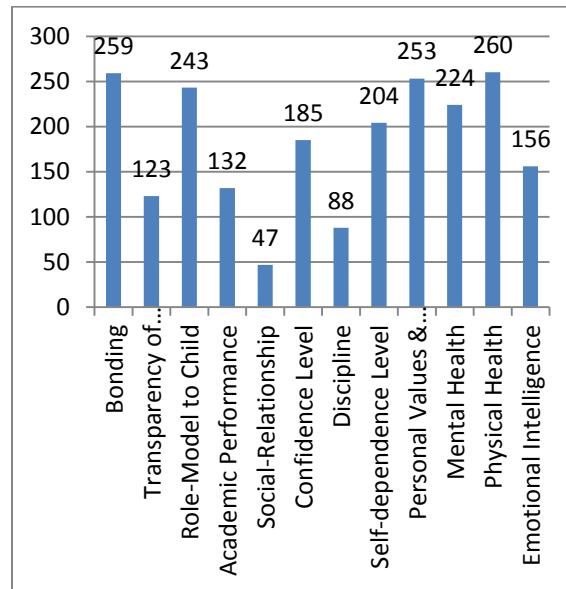


Figure No 2: Authoritative Style

Table No. 3b Permissive Style

S.No	Problems Faced	Permissive	
		Total Score	Rank
1	Bonding	1472	5
2	Transparency of Activities	226	12
3	Role-Model to Child	960	8
4	Academic Performance	1727	3
5	Social-Relationship	1656	4
6	Confidence Level	436	11
7	Discipline	1848	1
8	Self-dependence Level	1140	7
9	Personal Values &Principles	600	10

10	Mental Health	788	9
11	Physical Health	1730	2
12	Emotional Intelligence	1309	6

Interpretation

From the Study, it is evident that, **In Permissive Style**, Discipline is ranked as no.1 with the total score of 1848, Physical Health is ranked

as no.2 with the total score of 1730, Academic Performance is ranked as no.3 with the total score of 1727.

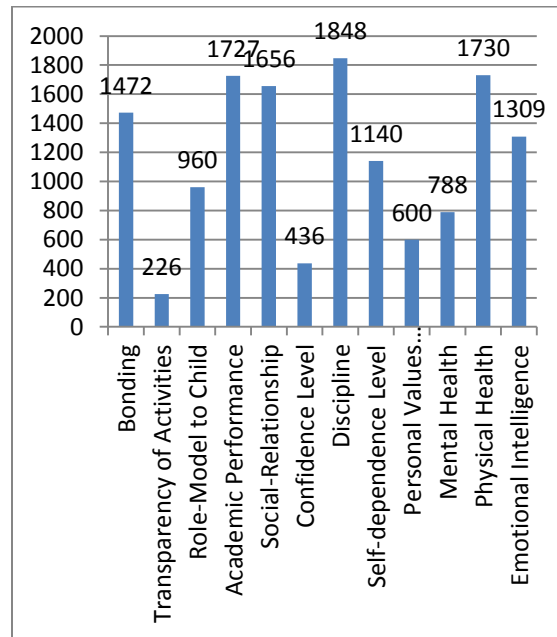


Figure No 3: Permissive Style

Table No. 3c Uninvolved / Neglectful Style

S.No	Problems Faced	Uninvolved/Neglectful	
		Total Score	Rank
1	Bonding	259	2
2	Transparency of Activities	123	10
3	Role-Model to Child	243	4
4	Academic Performance	132	9
5	Social-Relationship	47	12
6	Confidence Level	185	7
7	Discipline	88	11
8	Self-dependence Level	204	6
9	Personal Values & Principles	253	3
10	Mental Health	224	5
11	Physical Health	260	1
12	Emotional Intelligence	156	8

Interpretation

From the Study, it is evident that, **In Uninvolved Style**, Physical Health is ranked as no.1 with the total score of 260, Bonding ranked as

no.2 with the total score of 259, Personal Values & Principles is ranked as no.3 with the total score of 253.

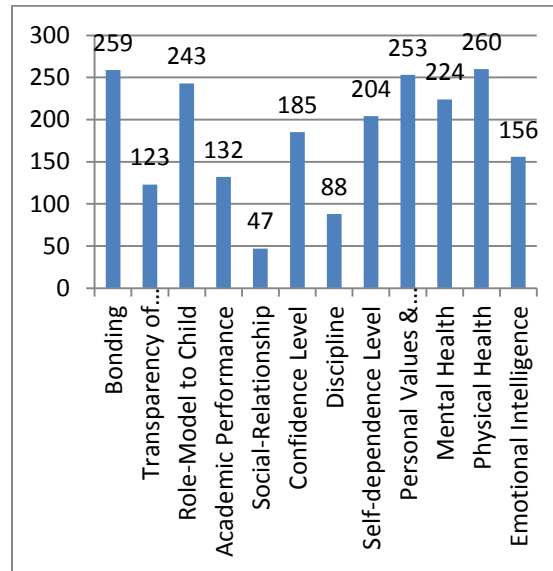


Figure No 4: Uninvolved / Neglectful Style

Table No. 3d Authoritarian Style

S.No	Problems Faced	Authoritarian	
		Total Score	Rank
1	Bonding	639	4
2	Transparency of Activities	525	6
3	Role-Model to Child	415	8
4	Academic Performance	252	10
5	Social-Relationship	188	11
6	Confidence Level	97	12
7	Discipline	576	5
8	Self-dependence Level	336	9
9	Personal Values &Principles	492	7
10	Mental Health	693	2
11	Physical Health	690	3
12	Emotional Intelligence	744	1

Interpretation

From the Study, it is evident that, **In Authoritarian Style**, Emotional Intelligence is ranked as no.1 with the total score of 744, Mental

Health is ranked as no.2 with a total score of 693, and Physical Health is ranked as no.3 with the total score of 690.

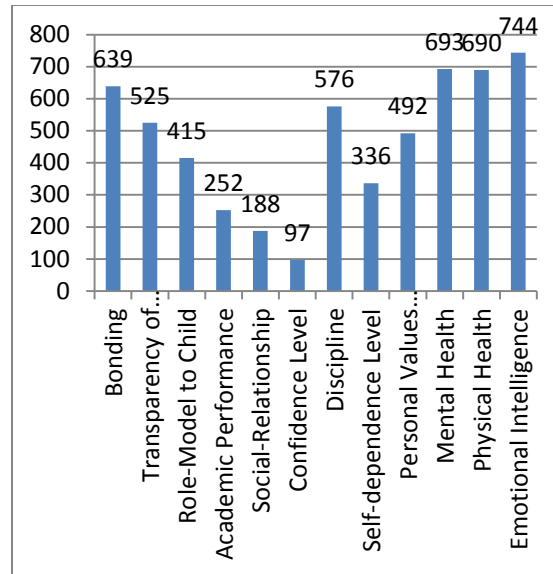


Figure No 5: Authoritarian Style

FINDINGS

1. **In Authoritative Style**, Transparency of Activities is ranked as no.1 with the total score of 3324,
2. **In Permissive Style**, Discipline is ranked as no.1 with the total score of 1848,
3. **In Uninvolved Style**, Physical Health is ranked as no.1 with the total score of 260,
4. **In Authoritarian Style**, Emotional Intelligence is ranked as no.1 with a total score of 744,
5. Age Group of the 44% of the respondents fall under the category of 30 – 40 years,
6. Average Monthly Income of 34% of respondents falls under the category of Rs.20000 – Rs.30000.
7. 47% of the respondent children's Medium of Schooling is Matriculation.
8. 70% of the respondents fall under the gender group of Female,
9. 35% of the respondents educational qualification is Post Graduate,
10. The occupation of 34% of the respondents fall under the category of Others,
11. 58% of the respondents have Two Children,
12. 50% of the respondents fall under the category of Joint Family,
13. Age Group of the 42% of the respondents fall under the category of 11– 15 years
14. 61% of the respondents fall under the gender group of female,

15. 58% of the respondents have One Brother / Sister.

SUGGESTIONS

1. Authoritative Parents can be more cautious in watching their Child's Activity because, giving freedom will encourage them to hide certain activities.
2. Permissive Parents can be strict enough to shape their Children's Disciplinary Actions.
3. Uninvolved Parents can spend certain time to take care of Child's Physical Health by scheduling and giving Healthy Nutritious Foods.
4. Authoritarian Parents can be friendly with their Children, so that the Emotional Discrepancy in Children can be managed to the Maximum Extent.

CONCLUSION

Humans at birth is like a white paper that has not been written something on it yet, and we read same in the Future what write on them; in other words, personality of children are made by the media, family, school and other social environments. The family is the first social institution where the child is upbringing, and specific ways which families apply for upbringing

their children is called parenting styles. Families have different cultures and its role in character building of children is more important than other institutions. Parenting styles can be affected by

many factors, including: cultural, social, political, economic, etc, therefore it must be admitted that parenting behaviours may change due to cultural, ethnic and economic.

REFERENCES

- [1]. Suna Eryigit- Madzwamuse and Jacqueline Barnes – “Patterns of Childcare Arrangements & Cognitive Development”- Journal of Child & Adolescent Behavior. 2, 2014, 165. doi:10.4172/jcalb.1000165.
- [2]. Fahimeh Rezai Niaraki, Hassan Rahimi – “The Impact of Authoritative, Permissive and Authoritarian behavior of Parents on Self-Concept, Psychological Health and Life Quality” – European Online Journal of Natural and Social Sciences 2013.
- [3]. Larry D. Rosen, Nancy A. Cheever, L. Mark Carrier – “The Association of Parenting Style and Child Age with Parental Limit Setting and Adolescent MySpace Behavior: - Journal of Applied Development Psychology 2008.