



International Journal of Intellectual Advancements and Research in Engineering Computations

Construction of road by using waste polythene

V.M.Gnanasundar¹, Mr.S.Shivalic Sankar², Mr.S.Chandrakeshwar²

¹Associate Professor, Structural Engineering, BIT – Sathyamangalam, Erode,Tamilnadu

²Final Year Student, Dept of Civil Engineering, BIT – Sathyamangalam, Erode,Tamilnadu

ABSTRACT

The expense of development of adaptable asphalts relies upon thickness of the asphalt layers. Thickness of asphalt primarily relies upon the subgrade. By reasonable improvement to the quality of the sub grade, significant sparing in the rare assets and economy can be accomplished. In view of their lightweight, simple dealing with, non-delicate and erosion free nature, polyethylenes have outperformed every single other material in utility. In any case, polyethylene squander has involved worry to tree huggers as it is non-degradable. In this examination, an endeavor has been made to contemplate the improvement of California Bearing Ratio (CBR) estimation of soils settled with waste polyethylene sacks. This elective material is blended in various extents to the rock and mud to decide the improvement of CBR esteem. The utilization of the polyethylene packs assimilated to significantly affect the quality and economy in asphalt development, when these are accessible locally in substantial amounts.

Keywords: CBR, Polyethylene bags

INTRODUCTION

In creating nations having a transcendentally country populace, the requirement for developing vast systems of town streets, showcase streets and other area streets can't be over accentuated with extreme limitations in the designation of assets for streets, the requirement for utilizing new ease materials reasonable for winning neighborhood conditions, has expected quick significance. Transfer of strong waste has developed has a noteworthy situation issue. Plastics have progressed toward becoming omni present in our every day life through different application in certainty its light weight, simple dealing with and erosion free nature has made it the material of the century. In segregate utilization of plastics and transfer of plastics squander are presenting ecological issues the plastic waste can't be sent to landfill, as it is non biodegradable and it can't be burned .the best strategy for arranging strong waste

are reusing and reuse. Reuse of strong waste isn't just a road for decrease of waste amounts yet additionally a monetarily alluring recommendation for waste transfer, which is likewise wellspring of contamination, can be dodged to substantial degree through reusing reuse yet the materials, for example, polythene covers and sacks can't be reused. Consequently in this examination an endeavor has been made to ponder reuse of polyethylene squander in street development.

METHODOLOGY

The particular target of the work is fuse of polyethylene squander in the adjustment of to run of the mill sub level soils viz, rock and dirt utilized in street development. The building properties of mud and rock are resolved and exhibited in table-1. Utilized polyethylene basic need sacks were gathered and compacted into sheets of troublesome

Author for correspondence:

Dept of Civil Engineering, BIT – Sathyamangalam, Erode,Tamilnadu

thickness utilizing pressure forming machine. The polyethylene sacks were compacted at 80 degree in sheets of various thickness. Distinctive thickness sheets were gotten by changing the no of waste polyethylene basic supply sacks put in the pressure forming machine. The packed polyethylene sheets slice in to various shapes (square shape), sizes (1cm x 1cm, 2cm x 2cm, 3cm x 3cm, 4cm x 4cm, 4cm x 2.25cm and 5cm x 1.8cm) and thickness

(0.5mm, 1.0mm&1.5) .the ideal dampness substance of rock and earth were controlled by delegate compaction test and same dampness content was kept up all through the examination. For various size of polyethylene pieces, ideal rate has been found for both rock and mud. In the wake of arriving an ideal level of polyethylene pieces, ideal size of polyethylene pieces were touched base for both rock and for dirt.

Table: 1. Engineering properties of Clay& Gravel

S.No	Engineering properties	Clay	Gravel
1	Dry density	121.87 N/m ²	22.02 N/m ²
2	Optimum moisture content	9.25%	8.75%
3	Liquid limit	24%	-
4	Plastic limit	11%	-
5	Plasticity index	13%	-
6	Specific gravity	2.21	2.45

TEST RESULTS AND DISCUSSION

The principle target of the present examination is to decide the improvement in quality of various soils by including the polyethylene squander. The delegate compaction has been led to decide the ideal dampness substance and dry thickness. The ideal dampness content is kept steady all through the examination to locate the real impact of

polyethylene squander on dirt and rock. As the quality of asphalt is subject to the sort of soil, dampness content, dry thickness, and the inside structure of the dirt, the impact of different rates of polyethylene on the CBR estimations of two distinct soils were watched. The impacts of expansion of polyethylene waste to various soils are talked about underneath.

Table: 2. Addition of Polyethylene in %

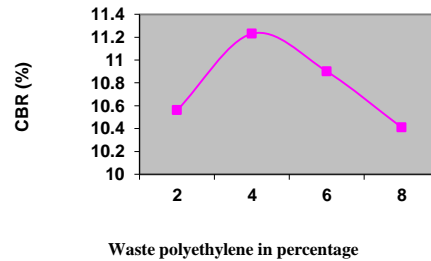
Polyethylene waste Size Percent	CBR%		
	1cm x 1cm x 1mm	2cm x 2cm x 1mm	3cm x 3cm x 1mm
0	10.56	10.56	10.56
2	10.71	11.23	11.12
4	-	10.9	-
6	-	10.41	-

EFFECT OF POLYETHYLENE WASTE ON CBR VALUES OF GRAVEL

At first a size of 2cm x 2cm and a thickness of 1mm of polyethylene squander pieces were chosen, and CBR tests were led according to the standard technique for each 2% expansion of polyethylene squander in the rock test. The outcomes plainly

demonstrates an expansion in CBR esteem for including 2% polyethylene pieces by weight of rock, and after that diminished step by step for 4% and 6%. Now the 2% polyethylene waste taken as ideal rate and the extent of piece is shifted. The CBR esteems for various extent of polyethylene squander blended with rock are introduced in table.

Graph:1. Variation of CBR (%) with polyethylene waste 2cm x 2cm x 1mm (%) for gravel



EFFECT OF POLYETHYLENE WASTE ON CBR VALUES OF CLAY

At first a size of 2 cm x 2 cm and a thickness of 1mm of polyethylene squander pieces were chosen and CBR tests were directed for each 2% expansion of polyethylene squander on the mud test. The outcomes showed an expansion in the CBR esteem up to 4% of polyethylene waste and after that diminished step by step for 6% and 8%. Presently the 4% of waste polyethylene was taken as ideal % and the sizes of waste polyethylene pieces were changed. The sizes of 1cm x 1cm, 3cm x 3cm, 4cm x 4cm, 4cm x 2.5cm and 5cm x 1.8cm of waste polyethylene pieces were attempted. The ideal size acquired was 3cm x 3cm. despite the fact that the ideal size of the waste polyethylene was

gotten as 3cm x 3cm, the ideal % of polyethylene is differed.

The outcome plainly demonstrates an expansion in CBR esteem up to 4% of waste polyethylene and after that diminished to 6% and 8%. Eventhough, the polyethylene bits of 3cm x 3cm, 4cm x 2.25cm and 5cm x 1.18cm have same surface region, i.e 9sq.cm, the square size for example 3cm x 3cm has improved CBR estimation of soil contrasted with the other two.

Afterward, the waste polyethylene of thickness 0.5 mm and 1.5 mm was attempted. The outcomes demonstrate lower CBR esteems both 0.5 mm and 1.5 mm when contrasted with 1.0mm thickness squander polyethylene.

The CBR esteems for various extents of polyethylene squander blended with dirt are introduced in table 1 and 2.

Table 3: CBR values for different proportions of polyethylene waste

Polyethylene waste Size \ %	CBR (%)					
	1cm x 1cm	2cm x 2cm	3cm x 3cm	4cm x 4cm	4cm x 2.25cm	5cm x 1.8cm
0	-	3.63	3.63	-	-	-
2	-	8.26	10.84	-	-	-
4	11	17.4	20.31	16.11	16.55	15.45
6	-	16.3	19.65	-	-	-
8	-	9.32	-	-	-	-

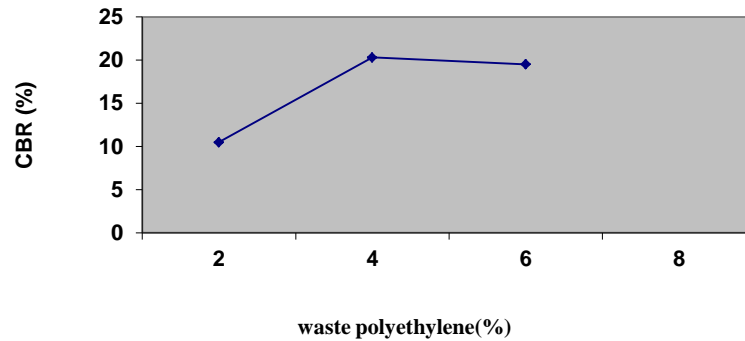
Table 4: CBR values for different proportions of polyethylene waste

Polyethylene waste (%)	CBR (%)
------------------------	---------

% / size	3cm x 3cm x 0.5 mm	3cm x 3cm x 1.5 mm
4	13.82	18.84

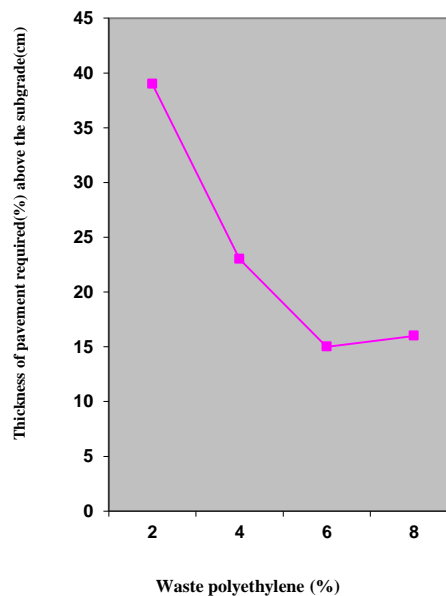
The variation of CBR (%) with polyethylene waste (%) 2cm x 2cm x 1mm for clay is shown in Graph 2.

Graph:2 Variation of CBR with polyethylene waste(%) 3cm x 3cm x 1cm



Because of increment in CBR esteem from 3.25% to 17.39% the thickness of asphalt over the sub grade will diminish from 39cm to 17cm and this is appeared in Graph 3.

Graph 3: Polyethylene waste(%) 3cm x 3cm x 1mm Vs Thickness of pavement



CONCLUSION

As the execution of asphalt is subject to the quality of subgrade and sub-base, the improvement in CBR esteem by including polyethylene squander

earth and rock is contemplated and the accompanying end are inferred:

- The reuse of polyethylene sacks a huge effect on quality and economy in asphalt development, if these are accessible locally in substantial amounts.
- The improvement in CBR esteems is more in earth settled with polyethylene squander as much as 400% than in rock balanced out with polyethylene squander, where the expansion is just 10%.
- By utilizing these compacted polyethylene squander sacks in subgrade, the thickness required over the subgrade can be diminished by about 60%.

REFERENCES

- [1]. United Nations Environment Programme Converting Waste Plastics into A Resource: Assessment Guidelines. 2009, 1.
- [2]. G.N. King, H.W. King Polymer modified asphalts, an overview Am. Soc. Civ. Eng. 1986, 240-254 View Record in Scopus
- [3]. U. Isacsson, X. Lu Testing and appraisal of polymer modified road bitumen Mater. Struc., 28, 1995, 139-159 CrossRefView Record in Scopus
- [4]. S.E. Zorrob, L.B. Suparama Laboratory design and investigation of proportion of bituminous composite containing waste recycled plastics aggregate replacement (Plastiphalt) CIB Symposium on Construction and Environment Theory into Practice 2004.
- [5]. A.A. Yousefi, A.A.I.T. Kadi Composite asphalt binders: effects of modified RPE on asphalt J. Mater. Civ. Eng. 2004, 113-123 CrossRefView Record in Scopus
- [6]. C.D. Whiteoak The Shell Bitumen Hand Book Surrey, UK. 2003.
- [7]. N.Z. Habib, I. Kamaruddin, M. Napiah, I.M. Tan Rheological properties of polyethylene and polypropylene modified bitumen Int. J. Civ. Environ. Eng., 3(2), 2011.
- [8]. A.I. Al-Hadidy, Tan. Qui Yi Effect of Polyethylene on life of flexible pavements Constr. Build. Mater., 23, 2009, 1456-1466 View Record in Scopus
- [9]. J. Stastna, et al. Viscosity functions in polymer modified asphalts J. Colloid Interface Sci., 59, 2002, 200-209
- [10]. D. Sybilsk New simplified equation for the computation of absolute viscosity of polymer-bitumens Mater. Struc., 30, 182187
- [11]. N. Bhattacharya Sati Chapter 1 Rheology Fundamentals and Measurement, Royal Melbourne Institute of Technology, Australia 1997.