



International Journal of Intellectual Advancements and Research in Engineering Computations

Design, Fabrication and analysis of abrasive jet machine using alternate abrasive particles

Dr. R. Rajavel, M. Surajkumar, Mrs. K. Srividhya, S. vignesh, S. Logeswar

Department of Mechanical Engineering, Academy of Maritime Education and Training
Chennai, India.

ABSTRACT

Abrasive jet machining is an effective machining process for processing a variety of Hard and Brittle Material. And has various distinct advantages over the other non-traditional cutting technologies, such as, high machining versatility, minimum stresses on the work piece, high flexibility no thermal distortion, and small cutting forces. This paper presents an extensive review of the current state of research and development tin the abrasive jet machining process by using alternate abrasive particles (waste bur particles) further challenges and scope of future development in abrasive jet machining are also projected. This review paper will help researchers, manufacturers and policy makers widely.

Keywords: Versatility, Flexibility, Nontraditional.

INTRODUCTION

Abrasive jet machining (AJM) is a processing nontraditional machine which operates materials without producing shock and heat. AJM is applied for many purposes like drilling, cutting, cleaning, and etching operation. In Abrasive jet machining abrasive particles are made to impinge on the work material at high velocity. A jet of abrasive particles is carried by carrier gas or air. The high velocity stream of abrasives is generated by converting the pressure energy of carrier gas or air to its Kinetic energy and hence the high velocity jet. Nozzles direct abrasive jet in a controlled manner onto

work material. The high velocity abrasive particles remove the material by micro-cutting action as well as brittle fracture of the work material. Machining, Drilling, Surface Finishing are the Major Processes that can be performed efficiently. The process parameters are used like variables which effect metal removal. They are carrier gas, abrasive, and velocity of abrasive, work material, and nozzle tip distance (NTD). Abrasive jet cutting is used in the cutting of materials as diverse as: Titanium, Brass, Aluminum, Stone, Any Steel, Glass, Composites etc. background.

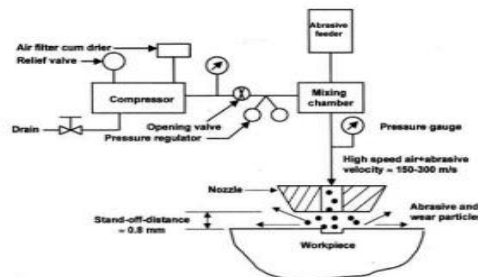


Fig 1: Schematic Diagram of AJM

Author for correspondence:

Department of Mechanical Engineering, Academy of Maritime Education and Training
Chennai, India.

This novel technology was first initiated by Franz to cut laminated paper tubes in 1968 and was first introduced as a commercial system in 1983... In the 1980s garnet abrasive was added to the water stream and the abrasive jet was born. In the early 1990s, water jet pioneer Dr. John Olsen began to explore the concept of abrasive jet cutting as a practical alternative for traditional machine shops. His end goal was to develop a system that could eliminate the noise, dust and expertise

demanded by abrasive jets at that time. In the last two decades, an extensive deal of research and development in AJM is conducted. Based on the extensive literature review of AJM Process the works on this can be classified based on the performance measure considered in to Four different categories, namely Experimental Modeling, Analytical modeling, Optimization modeling, Hybrid modeling.

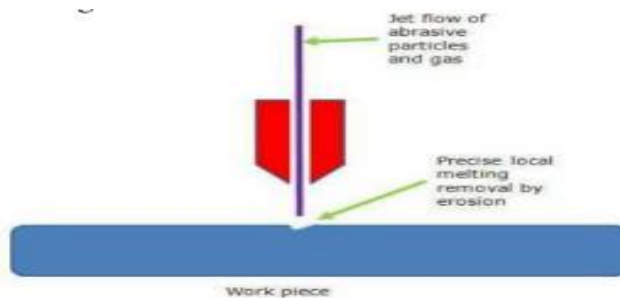


Fig 2: Metal Removal by Erosion

PREPARATION AND PERFORMANCE

Parameter of our alternate abrasive

Our abrasive particles are extracted by means of ball milling of burr particles



Fig 1.1 ball milling process

A ball mill is a type of grinder used to grind and blend materials for use in mineral dressing processes, paints, pyrotechnics, ceramics and selective laser sintering. It works on the principle of impact and attrition: size reduction is done by impact as the balls drop from near the top of the shell.

A ball mill consists of a hollow cylindrical shell rotating about its axis. The axis of the shell may be either horizontal or at a small angle to the horizontal. It is partially filled with balls. The grinding media is the balls, which may be made of steel (chrome steel), stainless steel, ceramic, or rubber. The inner surface of the cylindrical shell is usually lined with an abrasion-resistant material

such as manganese steel or rubber. Less wear takes place in rubber lined mills. The length of the mill is approximately equal to its diameter.

LITERATURE REVIEW

Experimental modeling

In this section the experimental analysis of Abrasive jet machining is discussed. The experimentations conducted by various researchers by influencing the abrasive jet machining (AJM) process parameters on material removal rate, Surface integrity, kerf are discussed. The parameters like SOD, Carrier gas, Air Pressure, Type of Abrasive, Size, Mixing Ratio etc. are focused. Various experimental models are highlighted. Neema & Pandey (1977) proposed an equation for material removal rate by equating the kinetic energy of the particles impinging on to the work of deformation during indentation. $Q = k N d^3 v^{3/2} / (\rho a / 12 \sigma_y)$ Where k is a constant; N is the number of abrasive particles taking quite a time; d = the size or diameter of an abrasive particle; ρ = the density of the abrasive material; v = the velocity of the abrasive particle; and σ_y =the yield stress of the work material. [2, 3]. Dr.A. K. Paul & P. K. Roy (1987) Carried out the effect of the carrier fluid (air) pressure on the MRR, AFR, and the material removal factor (MRF) have been investigated experimentally on an indigenous AJM set-up developed in the laboratory. Conducted Experimentation on the cutting of Porcelain with Srikanth et al., International Journal of Advanced Engineering Technology E-ISSN 0976-3945 Int J Adv. Engg Tech/Vol. V/Issue II/April-June, 2014/18-24 abrasive particles at various Air pressures. Observed that MRR has increased with increase in grain size and increase in nozzle diameter. The dependence of MRR on standoff distance reveals that MRR increases with increase in SOD at a particular pressure. [4]. Varma & Lal (1984) explained about the effect of Nozzle Pressure on MRR and Effect of SOD on MRR for various Mixing ratios. The Variation in Pressure is clearly indicated with the help of graphs. [5]. Finnie (1960) showed that volume of Material (Q) eroded by impacting Particles of mass M carried in a stream of air can be calculated as $Q = C_f (\theta) M$

v_n , Where C & n are constants σ_s =Minimum flow stress of work material, θ is Impingement Angle. [6]. Sarkar & Pandey (1980) suggested a model to calculate MRR (Q) during AJM. $Q = x Z d^3 v^{3/2} (\rho / 12 H_w)^{3/4}$, Where Z is no of particles impacting per unit time, D is the mean diameter of Abrasive grain, P is the density, V is the velocity of abrasive particles, h is hardness of work material, X is a constant. [7-9]. Bhaskar Chandra Kandpal et al (2011) conducted Experimentation on machining of Glass and Ceramics with various types of Abrasives by changing pressure, nozzle tip distance on different thickness of glass plates and ceramic plates. The effect of process parameters of compared with theoretical results. The photos of the specimens Machined are shown below. [11]. Fig. 3- Samples of glass plate cut by AJM (11) Fig. 4 - Samples of ceramic plate cut by AJM (11 El-Domiatiy et al (2009) are conducted the expedient on the drilling of Glass with AJM. The abrasive grits (sand) were mixed with an air stream ahead of the nozzle and the abrasive flow rate was kept constant throughout the machining process. [10-12]. Fig 5 –Drilling of Glass at different SOD's Linden et al investigated abrasive machining characteristics of a glass-infiltrated alumina used for fabrication of all-ceramic dental crowns were investigated using a high-speed dental hand piece and diamond burs with different grit sizes. [13, 14]. Bhaskar Chandra & Jag tar Singh (2011) carried out experimental studies to investigate the influence of process parameters like Nozzle Tip Distance, Mass flow rate, Gas pressure on Metal Removal Rate. [17]. H. Gateau et al (2007) measured the fundamental erosion rate of polymethylmethacrylate (PMMA) with a stream of 25um Al₂O₃ particles as a function of impact angle. The erosion rate was maximum at around 25° relative to the surface, suggesting a ductile erosion mechanism. [16]. Fig 6 –Cross-sectional Profiles of Masked surfaces at different Passes [18] Wakuda Manabu et al (2001) described an elementary approach to the characterization of fundamental AJM properties for silicon nitride. In dimpling of the Si₃N₄ surface, the material removed was identified by mild wear within the grain particles in a manner resembling ductile behavior. [19, 20]. Ghobeity, H. Gateau et al (2007) Explained Poor repeatability of the erosion

rate in a pressure feed AJM system was traced to uncontrolled variation in the abrasive particle mass flux caused by particle packing and local cavity formation in the reservoir. [21-23]. V. C. Venkatesh (1984) was Performed Parametric Studies on Abrasive Jet Machining and explained the effect of feed rate, pressure, abrasive grit size, spray angle, nozzle tip to work distance, and metal removal rate are reported. [24]. V. C. Venkatesh, T. N. Goh et al (1989) reported a study of the results of machining under various conditions. A commercial AJM machine was used, with nozzles of diameter ranging from 0.45 to 0.65 mm, the nozzle materials being either tungsten carbide or sapphire, both of which have high tool lives. Silicon carbide and aluminum oxide were the two abrasives used. The materials machined were glass, ceramics, and electro-discharge machined (EDM) dies steel. [24]. Manabu Wakuda, Yukihiko et al (2003) presented a paper attempts to identify the material response of alumina ceramics to the abrasive particle impact in the AJM process. They used three kinds of commercial abrasive particles to dimple the sintered alumina samples, aluminum oxide (WA), silicon carbide (GC) abrasive, and synthetic diamond (SD) abrasive. [25]. T Burzynski and M Papini (2011) The spatial distribution of particles within the jet was found by using a direct particle capture technique, and was found to depend on the nozzle diameter, following either a Weibull or a piecewise Weibull distribution. D.S. Robinson Smart (2011) designed and fabricated a set up in order to investigate the effect of Standoff Distance (SOD), horizontal and vertical angle between the work piece and abrasive jet nozzle and the exit diameter of abrasive jet nozzle on coating removal rate. Shanmugam and Masood (2009) presented an investigation on the kerf taper angle generated by abrasive water jet (AWJ) technique to machine two types of composites: epoxy pre-impregnated graphite woven fabric and glass epoxy. Comprehensive factorial design of experiments was carried out in varying the traverse speed, abrasive flow rate, standoff distance and water pressure. [26-30]. Shanmugam et al. (2008) An experimental investigation was carried out by to minimize or Srikanth et al., International Journal of Advanced Engineering Technology E-ISSN 0976-3945 Int J

AdvEngg Tech/Vol. V/Issue II/April-June,2014/18-24 eliminate the kerf taper in AWJC of alumina ceramics by using a kerf-taper compensation technique. [31]. A. Ghobeity et al (2008) presented model predictions and experimental data related to the abrasive jet micromachining of masked and unmasked channels in glass. The spatial and velocity distributions of particles in the jet of an abrasive jet micromachining (AJM) setup were measured using a novel technique. Experimental data on the effect of particle size, velocity, and angle of attack on the Surface roughness of unmasked channels machined in borosilicate glass using AJM. Single impact experiments were conducted to quantify the damage due to the individual alumina particles. Based on these observations, the assumed location of lateral crack initiation in a relatively simple analytical model from the literature was modified, and used to predict the roughness and erosion rate. [32-38]. Stephen, present simple deterministic process models for the prediction of the evolution of the cross-sectional profile of the glass channels generated by erosive wear in micro air abrasive jet machining using a round nozzle. Experiments were carried out on soda lime and borosilicate glass to verify the process models. Predicted model results show fairly good agreement with experimental results. [39, 40]. Experimental analysis of AJM with sea sand as abrasive material and considering Silicon Carbide, mild steel as nozzle material with a vibrating cylindrical mixing chamber. The experiment is conducted on glass sheet by varying the pressure & Sod. Graphs are plotted with variation in parameters. Analytical modeling Analytical modeling of Abrasive jet machining involves the Study Investigations on Effect of different types of Process parameters on the performance measures. This study highlights different types of empirical equations, analysis of the areas like surface roughness, impingement angle, variation in MRR, kerf geometry, etc., in which the AJM process can be effectively applied. was the first Person explained in detailed about Abrasive Jet Machining and Highlighted Varies parameters effect on Material Removal and Variation in MRR with change in Abrasive flow rate. [1], and studied the effects of abrasive flow rate {AFR} and standoff distance on the material

removal rate (MRR). They observed that MRR reaches an optimum value with the increase in AFR and SOD, and then falls with the increase in these parameters. R. Balasubramaniam et al (1999) Explained Deburring of cross-drilled holes by secondary erosion of an abrasive jet was performed and the parameters effect on drilling was identified. R. Balasubramaniam et al (2000) studied the generation of edge radius by using the abrasive jet external demurring [41-45]. N. Jaganath et al (2012) combining abrasive and hot air to form an abrasive hot air jet. Abrasive hot air jet machining. The effect of air temperature on the material removal rate applied to the process of glass etching and grooving is discussed in this article. The roughness of machined surface is also analyzed. It is found that the Material Removal Rate (MRR) increases as the temperature of carrier media (air) is increased. Matthew W. Chastagner Explained about the edge with a consistent and precise shape is important for highly stressed mechanical components. This study investigates the generation, measurement, and definition of edges. Abrasive jet machining, a flexible process ideal for difficult-to-reach areas, is applied for edge generation. The SEM micrographs AJM and edges are established as shown in Figure [19]. Fig 7- SEM micrographs AJM Region and edges [19] Srinivasu et al. (2009) investigated the influence of key kinematic operating parameters (i.e. α -jet impingement angle and v-jet feed rate) on the kerf geometry and its dimensional characteristics. [29]. R. Balasubramaniam et al (2002) Studied on the shape of the surface generated by Abrasive jet machining. They developed a semi empirical equation to obtain the shape of Abrasive jet machined surfaces, Effect of Various AJM input parameters on the generation of shapes, deburred edge radius are focused... [32]. T. Burzynski et al (2010) presented the time-dependent evolution of an abrasive jet micro machined surface and described by a partial differential equation which is difficult to solve using traditional analytical or numerical techniques... [37]. R. H. M. Jafar et al (2013) presented experimental data on the effect of particle size, velocity, and angle of attack on the Surface roughness of unmasked channels machined in borosilicate glass using AJM. Single impact experiments were conducted to quantify the

damage due to the individual alumina particles. Based on these observations, the assumed location of lateral crack initiation in a relatively simple analytical model from the literature was modified, and used to predict the roughness and erosion rate. investigated the process that combined grinding with abrasive jet finishing, the material removal rate (MRR) model in abrasive jet precision finishes with grinding wheel as restraint was investigated. The material removal rate model was found to give a good description of the experimental results. A novel fabrication technique of a photo-resist mask onto 3D curved wafer for micro-abrasive jet machining (AJM) process. In this study, the developed modeling algorithm for planar and non-planar mask models assisted in two ways. Design. Optimization and significantly reduces the time required for experimental investigations. [46]. P. M. Khodke et al. Discussed about the work samples eroded by AJM shows that, for brittle materials, material removal is due to an intersection and propagation of cracks produced by adjacent impacting particles on the target surface. An analytical model based on the above observations Srikanth et al., International Journal of Advanced Engineering Technology E-ISSN 0976-3945 Int J AdvEngg Tech/Vol. V/Issue II/April-June,2014/18-24 for predicting the material removal in abrasive jet machining process [46-49]. An analytical model to predict the evolving cross sectional profile of abrasive jet machined features. Their model relates the instantaneous surface slope to the local erosion rate through the normal component of the particle velocity vector. The model was developed in brittle materials and assumes, therefore, that only the surface-normal velocity component contributes to erosion. OPTIMIZATION MODELING is a tool that is more capable of Explaining the effect of various process parameters on the efficiency of Abrasive Jet cutting process. In this review various authors are identified and established different Optimization models like Simulation models, Idea diagrams, Taguchi etc. Alireza Moridi et al (2010) study presented on the micro-grooving of quartz crystals using an abrasive air jet. Predictive models are then developed for quantitatively estimating the machining performance. The models are finally verified by an experiment. [50]. A numerical model

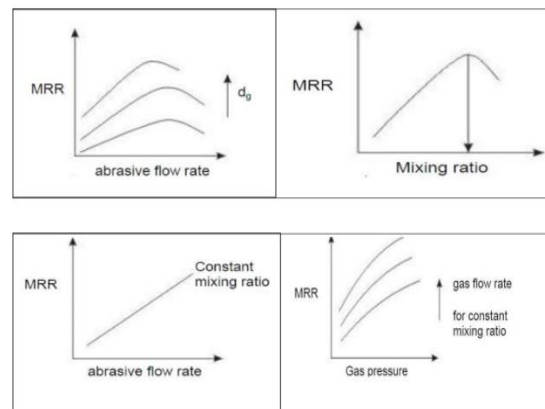
was developed to simulate the brittle erosion process leading to the creation of unmasked channels as a function of particle size, velocity, dose, and impact angle and target material properties. Erosion was simulated using models of two damage mechanisms: The Experimental data are compared with the simulated model and Analyzed. Alina Oancea et al (2012) the study of the solutions corresponding to the sand blasting gun highlighted some possibilities to modify the nozzle and the subsystem for clamping the nozzle. An ideas diagram was used in order to identify some constructive solutions able to satisfy the formulated objectives. Different Versions of Ideas diagrams are established and compared by using tables. A cellular automaton simulation for the prediction of the size and shape of masked features resulting from the abrasive jet micro-machining (AJM) of brittle targets was presented. The simulation allowed the prediction of complex phenomena such as mask under-etch, mask ricochet, spatial hindering and second-strike effects, which cannot be readily modeled using analytical techniques. Models are presented to predict the shape and size of masked and unmasked holes machined in glass and polymethylmethacrylate (PMMA) using abrasive jet micromachining (AJM). The modified model predicts whole profiles that agree well with both experiments and a computer simulation. An analysis of the AJM Process for brittle materials. The analysis is based on a fundamental erosion model of the solid particle impact for brittle materials, and a recently developed model for the particle velocity in micro-abrasive jet, to form a mathematical basis for AJM process modeling and optimization. [51, 52] Jiuan-Hung Ke et al (2012) presented a novel hybrid method that self-made magnetic, abrasive with elasticity was utilized to investigate machining characteristics in abrasive jet machining. They Experimented with Magnetic abrasives and used Taguchi method and analyzed that flexible magnetic abrasive is adopted in abrasive jet machining. [53]. Chang He Li et al (2006) In this Paper the Metal Removal Model is investigated in abrasive jet precision finishing (AJPF) with the wheel as restraint. In the study, the material removal rate model was established according to machining mechanisms and

machining modes from two-body to three-body process transition condition, and active number of particles in grinding zone were calculated and simulated. [54].

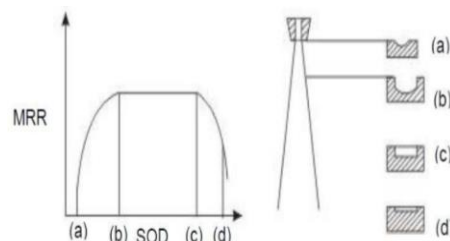
Experimental investigation has been conducted to identify the abrasive jet deburring process parameters and the edge quality of abrasive jet deburred components. Result of the edge quality measurements supplemented with the visual inspection were analyzed by the ANOVA method of Taguchi is used to designate deburring quality by employing the software STATGRAPHICS. [55]. U. D. Gulhane et al (2013) Conducted experiments and Analyzed the influence of process parameters on MRR and Kerf width. The results of experiments are Analyzed by Taguchi, Characterized the influence of Factors on MRR and Kerf by Analysis of Variance (ANOVA) [56]. Fig-8-drilling of ceramic tile at diff pressure, sod, nozzle dia HYDRID MODELLING In this section of the review the combination of unconventional machining processes like ECM, EDM with AJM, Recycling of Abrasive particles, micro grooving, masking etc. are discussed. V. K. Jain et al combined the performances of AJM and ECM, termed a name ECSAD. Experiments have been conducted using abrasive cutting tools, with a view to enhance the capabilities of the process. V. S. Rajashekhar et al (2012) presented a paper on reusing the Discarded Abrasive Particles from Abrasive Water Jet Machining for Drilling Holes in Glass Sheet by Abrasive Jet Machining. The abrasive grains used in AWJM are reused and tested with AJM for drilling Glass. The process of Recycling can perform in two cases at Nozzle entry, exit and after cutting in three recycling stages.. AlirezaMoridi et al (2010) presented a study on the micro-grooving of quartz crystals using an abrasive air jet. The effect of the various processes on the major machining performance measures are analyzed to provide a deep understanding of this micromachining process. Predictive models are then developed for quantitatively estimating the machining performance. The models are finally verified by an experiment. M. KanthaBabu, discussed about the Recycling of Abrasive Particles with different sizes. Recycling leads to further disintegration. The role of fine abrasives in reduction of cutting is

well established. Hence recycling leads to the decreased depth of cut. Srikanth et al., International Journal of Advanced Engineering Technology E-ISSN 0976-3945, (a) Fresh Abrasives (b) Abrasives (After Cut) (c) Recycled Abrasives Fig 9-SEM Photographs of Abrasives (Garnet). Experiments were performed with plane grinder M7120 and work piece material 40Cr steel which was ground with the surface roughness mean values of $R_a=0.6\mu\text{m}$. T Burzynski et al (2012) Explained that this model permits the prediction of the surface evolution of both the mask and the target simultaneously, by representing them as a hybrid and continuous mask–target surface. J-H Keet al (2011) studies on fabrication of a new composite, abrasive by replacing the regular Abrasive particles like sic, Al_2O_3 can achieve better machining and improved surface roughness on hard brittle materials. Application of the new composite abrasive to AJM achieves enhancement in surface roughness. Yan-Cherng LIN et al (2012) Explained about the combination of AJM and EDM as Hybrid

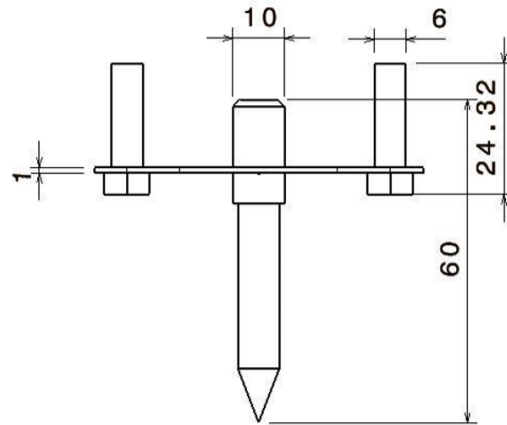
machining. Studied about A novel hybrid process combined material removal mechanisms of AJM and EDM was developed initially, and then a series of experiments were performed to determine the effects of the machining parameters on the machining characteristics for machining SKD 61 steels. Fig10--Details of Actions in Hybrid process of AJM, EDM& Surface Integrity Dong-Sam Park. Established a Paper on Micro grooving of Glass using Ajm. In the Micro grooving process the Material undergoes into three processes 1) Masking 2) Abrasive Jet Machining 3) Mask removing and cleaning process. An optical microscope is used to investigate masking results and analyze machined shapes of the groove. Necessary images are captured and processed using a CCD camera and image processing board (DT3153, Data translation) installed in the PC [57]. Fig-11-SEM Diagram of WA#800 abrasives. Fig-12-Hole- type groove formed after masking. Fig 13: Pi-Chart indicates the areas of Researches performed on Abrasive jet machining.



MATERIAL REMOVAL RATE



Stand Off Distance



NOZZLE DESIGN

CONCLUSION

An extensive review of the research and development in the AJM has been conducted in this paper. It was shown that AJM process is receiving more and more attention in the machining areas, particularly for the processing of difficult-to-cut materials. Its unique advantages over other conventional and un-conventional methods make it a new choice in the machining industry. A brief review of the Experimental modeling was conducted in the fourth section of this paper. It was followed by the Analysis of various parameters on MRR, analytical modeling are reviewed in detail. The Optimization modeling, Hydrice modeling is discussed later. While these investigations show a good understanding of the cutting performance and the associated science, most of the results are for particular Srikanth et al., International Journal of Advanced Engineering Technology E-ISSN 0976-3945 Int J AdvEngg Tech/Vol. V/Issue II/April-June,2014/18-24 cutting conditions and materials. The new technologies for modeling like Simulation, Taguchi approach, etc. are discussed. To enhance the cutting performance, numbers of new techniques have been explored. These models were developed using an AJM erosion mechanism, fracture mechanics and energy conversation approach. Most of these models are limited to particular cutting conditions and target materials. Also, they have a complex mathematical expression which is difficult for practical use. Some of them include unknown factors needed to

be determined by other research. It is concluded that more experimental work is required to fully understand the relationship between important AJM parameters, namely Air pressure, nozzle size and shape, abrasive mass flow rates and process output in greater detail for aluminum, brass, cast iron, ceramics, copper, composites, granite, mild steel, stainless steel and titanium as the right choice of process parameters is very important for good cutting performance. As the Analyzing and modeling of effect of process parameters are not projected completely with complete optimization by advanced optimization techniques. Extended research works are required to study, experimentation and modeling of various parameters by advanced Analysis and Modeling techniques, the effect of parameters on AJM, Kerf characteristics. In order to correctly select the process parameters, reliable predictive mathematical models can be developed for the depth of cut in the AJM process of Various Metals. There is much scope of research in the AJM which can be performed by changing the nozzle design, nozzle pressure, SOD, etc. and Comparing the effect of various parameters on MRR on various metals like composites, ceramics, by improving the Kerf Characteristics, Integration of AJM with CNC, Model comparison, etc. The Optimized models can be developed by using various optimization techniques, and also the surface characteristic measurements are yet to be performed.

ACKNOWLEDGMENT

The authors hereby thank the authors of the below mentioned references for their valuable

contribution which enabled us to make this comparison.

REFERENCES

- [1]. Ingulli.C.N, "Abrasive Jet Machining" Tool and Manufacturing Engg, 59, 28-1967.
- [2]. M L Neema and P C Pandey. 'Erosion of Glass When Act Upon by an Abrasive Jet' Proceedings of International Conference on Wear of Materials, 1977.
- [3]. A Bhattacharya. 'New Technology'. The Institution of Engineers (India), 1976.
- [4]. Dr.A. k. Paul & R. K. Roy "some studies on Abrasive jet machining the Journal of the Institution of Engineers (India), 68(2), 1987.
- [5]. A P Verma and G K Lal. 'An Experimental Study of Abrasive Jet Machining'. International Journal of Machine Tool Design and Research, 24,-110, 1984.
- [6]. I Finnie. 'Erosion of Surface by Solid Particles'. Wear, 3, 1960.
- [7]. P K Sarkar and P C Pandey. 'Some Investigations on the Abrasive Jet Machining', Journal of the Institution of Engineers (India), 56(6), 1976.
- [8]. R Balasubramaniam, J Krishnan, N. Ramakrishnan An experimental study on the abrasive jet deburring of cross-drilled holes, Journal of Materials..., 1999.
- [9]. Balasubramaniam, J Krishnan, N. Ramakrishnan Preparation of edge radius in AJEM - Journal of Materials..., 2000.
- [10]. Morrison, C.T., Scattergood, R.O., Routbort, J.L. Erosion of 304 stainless steel. Elsevier, Wear 111, 1986, 1-13.
- [11]. Bhaskar Chandra Kandpal¹* Naveen Kumar² Rahul Kumar³ Rahul Sharma Sagar Deswal Machining Of Glass And Ceramic With Alumina And Silicon Carbide In Abrasive Jet Machining, International Journal of Advanced Engineering Technology, IJAET/2(4), 2011, 251-256.
- [12]. A. El-Domiati, H. M. Abed El-Hafez, and M. A. Shaker Drilling of Glass Sheets by Abrasive Jet Machining World Academy of Science, Engineering and Technology, 32, 2009.
- [13]. V. K. Jain, S. K. Choudhury and K. M. Ramesh, on the machining of alumina and glass - Manufacture, 2002, 269-1276.
- [14]. Ling Yina , Lewis K. Ivesa , Said Jahanmira , E. Dianne Rekowb & Elaine Rombergc Abrasive Machining Of Glass-Infiltrated Alumina With Diamond Burs Machining Science and Technology: An International Journal, 5(1), 2001, 43-61.
- [15]. V. S. Rajashekhar, C. K. Dinakaraj & R. Senthil, Reusing the Discarded Abrasive Particles from Abrasive Water jet Machining Journal, Volumes in Glass Sheet by Abrasive Jet Machining – A Review - International Conference on Advanced Research in Mechanical Engineering (ICARME), 2012.
- [16]. N. Jagannatha; S. Hiremath Somashekhar; K. Sadashivappa; K. V. Arun -- MACHINING OF SODA LIME GLASS USING ABRASIVE HOT AIR JET: AN EXPERIMENTAL STUDY -- Machining Science and Technology 16 (3), 2012, 459- 472.
- [17]. Bhaskar Chandra¹, Jagtar Singh² a Study of effect of Process Parameters of Abrasive jet machining -- International Journal of Engineering Science and Technology (IJEST) Vol. 3 No. 1 Jan 2011.
- [18]. H. Getu a, A. Ghobeity b, J.K. Spelt b, a, M. Papini a, b, *Abrasive jet micromachining of polymethylmethacrylate, Wear, 263, 2007, 1008- 1015.
- [19]. Matthew W. Chastagner and Albert J. Shih -- Abrasive Jet Machining for Edge Generation, Transactions of NAMRI/SME, Wakuda Manabu, Yamauchi Yukihiko, Kanzaki Shuzo -- Characteristics of Abrasive Jet Machining of Silicon Nitride Ceramic. Journal of the Japan Society for Precision Engineering, 35, 2001.

- [20]. A. Ghobeity, H. Getu, T. Krajac, J. K. Spelt, M. Papini, Process repeatability in abrasive jet micromachining. *Journal of Materials Processing Technology - J MATER PROCESS TECHNOL*, 190(1), 2007, 51-60.
- [21]. Alireza Moridi¹, a, Jun Wang¹, b, Yasser M. Ali¹, c, Philip Mathew¹, c and Xiaoping Li², d---A Study of Abrasive Jet Micro-Grooving of Quartz Crystals----- *Key Engineering Materials* Vol. 443 (2010) pp 645- 651.
- [22]. V. C. Venkatesh Parametric Studies on Abrasive Jet Machining *Annals of the CIRP* 33(1), 1984, 109.
- [23]. V. C. Venkatesh, T. N. Goh, K. H. Wong, M. J. Lim - An empirical study of parameters in Abrasive Jet Machining, *Int Journal of Machine Tools and Mfg*, 1989.
- [24]. Wakada Manabu, Yamauchi, Yukihiko²; Kanzaki, Shuzo² Material response to particle impact during abrasive jet machining of alumina ceramics 2003, *Journal of Materials Processing Technology*, 132(1-3), 2003, 177-183.
- [25]. M. KanthaBabu, O.V. KrishnaiahChetty /Wear, a study on recycling of abrasives in abrasive water jet machining *Journal of Materials*, 254, 2003 763–773.Elsevier. Srikanth et al., *International Journal of Advanced Engineering Technology* E-ISSN 0976-3945 *Int J AdvEngg Tech*, 2, 2014, 18-24
- [26]. T Burzynski and M Papini¹ --Measurement of the particle spatial and velocity distributions in microabrasive jets. ---*Meas. Sci. Technol*, 22, 2011.
- [27]. D.S. Robinson Smart, Experimental Investigation of Effect of Abrasive Jet Nozzle Position and Angle on Coating Removal Rate. *International Journal of Manufacturing Systems*, 1, 2011, 57-64
- [28]. D.S. Srinivasu, D.A. Axinte, P.H. Shipway, J. Folkes. Influence of kinematic operating parameters on kerf geometry in abrasive water jet machining of silicon carbide ceramics. *International Journal of Machine Tools and Manufacture*, 49(14), 2009, 1077-1088.
- [29]. Shanmugam D. K., Masood S. H. An investigation of kerf characteristics in abrasive water jet cutting of layered composites, *International Journal of Material Processing Technology* 209, 2009, 3887–3893.
- [30]. Shanmugam D. K., Wang J., Liu H. Minimization of kerf tapers in abrasive water jet machining of alumina ceramics using a compensation technique, *International Journal of Machine Tools and Manufacture* 48, 2008, 1527–1534.
- [31]. R Balasubramaniam, J Krishnan, N.Ramakrishnan... Study on shape of surface generated in ajm - *Journal of materials ...*, 2002.
- [32]. A Ghobeity¹ , H Getu² , M Papini^{1,2} and J K Spelt^{1,2}-- Surface evolution models for abrasive jet micromachining, 264(3–4), 2008, 185–198.
- [33]. Y.L.HOU, X.Y.Ma, C.H.LiSurface microcosmic morphology evaluation of finished by abrasive jet with grinding wheel as restraint, *CCDC'09 Proceedings of the 21st annual International conference on Chinese Control and Decision Conference 2009*.
- [34]. T Burzynski and M Papini¹ -- Level set methods for the modeling of surface evolution in the abrasive jet micromachining of features used in MEMS and micro fluidic devices -*Journal of Micromechanics and Micro engineering*, 20, 2010.
- [35]. J-H Ke¹F-C Tsai²,J-C Hung³,T-Y Yang¹,B-H Yan¹,*Fabrication of new composite abrasive for jet machining and application to scrap wafer regeneration. *Journal of Process Mechanical Engineering*, 2011.
- [36]. T Burzynski and M Papini¹ - A level set methodology for predicting the effect of mask wear on surface evolution of features in abrasive jet micro-machining- -*Journal of Micromechanics and Micro engineering*, 22, 2012.
- [37]. R.H.M. Jafar*¹, M. Papini², 1, J.K. Spelt^{1, 2}, Surface roughness and erosion rate of abrasive jet micro machined channels: Experiments and analytical model, 2013.
- [38]. Sagar, Ankur Mathematical Modeling of Abrasive Jet Machining For Metal Removal Rate on Fiber Glass Using Abrasive Silicon Carbide, 2009.

- [39]. Alireza Moridi^{1,a}, Jun Wang^{1,b}, Yasser M. Ali^{1,c}, Philip Mathew^{1,c} and Xiaoping Li^{2,d}, A Study of Abrasive Jet Micro-Grooving of Quartz Crystals Key Engineering Materials Online available, 443, 2010, 645-651.
- [40]. Li, C.H. Ding, Y.C.; Lu, B.H. Automation and Logistics, IEEE International Conference, 2008.
- [41]. Yan-chen LIN 1, Yuan-feng CHEN 1, A-cheng WANG 2, Wan-lin SEI 1-- Machining performance on hybrid process of abrasive jet machining and electrical discharge machining, Trans. Nonferrous Met. Soc. China, 22, 2012, S775–S780.
- [42]. R.H.M. Jafar*¹, M. Papini², 1, J.K. Spelt¹, 2, Numerical simulation of surface roughness and erosion rate in abrasive jet micromachining of glass, 2013.
- [43]. Dong-Sam Park a,*, Myeong-Woo Chob, Honghee Lee b, Won-Seung Choc , Micro-grooving of glass using micro-abrasive jet machining- Journal of Materials Processing Technology 146, 2004, 234– 240.
- [44]. Alina Oancea¹, Lorelei Gherman², Laurențiu Slătineanu³ and Vasile Braha⁴ -- MODIFIED NOZZLE FOR ABRASIVE JET ENGRAVING Nonconventional Technologies Review, Romanian association of Nonconventional Technologies Romania, 2012.
- [45]. J. B. Byiringiro, 1a T. J. Ko, 2H.C. Kim, 3 I.H. Lee, Fabrication of the photo-resist mask onto 3D nonplanar wafer for micro abrasive jet machining, Mechanical Engineering Conference on Sustainable Research and Innovation, 4, 2012.
- [46]. D Ciampini and M Papini, A cellular automata and particle-tracking simulation of abrasive jet micromachining that accounts for particle spatial hindering and second strikes-J. Micromech. Microeng. 20, 2010, 045025.
- [47]. A Ghobeity¹ , H Getu² , M Papini^{1,2} and J K Spelt^{1,2}-- Surface evolution models for abrasive jet micromachining of holes in glass and polymethylmethacrylate (PMMA)J. Micromech. Microeng. 17, 2007, 2175.
- [48]. P. M. Khodke, d. J. Tidke & a. V. Ramarao . An Analytical Model for Material Removal in Abrasive Jet Machining for Brittle Materials. Materials and Manufacturing Processes Volume 11, Issue 4, 1996.
- [49]. Li.HZ, Process analysis of abrasive jet micro machining for brittle materials [online] Australian journal of mechanical engineering 10(1), 2012, 61-69.
- [50]. Stephen Wan, Weng Seng Fong, Qi Ying Leong-- Deterministic Process Modelling of Micro Air Abrasive Jet Machining of Glass Channel- 2010, Key Engineering Materials, 2010, 447-448.
- [51]. P.J. Slikkerveer, F.H. in't Veld, Model for patterned erosion, Wear 233–235, 1999, 377–386.
- [52]. Jiuan-Hung Kea, Feng-CheTsaia, Jung-Chou Hung^{b*}, Biing-HwaYanc, Characteristics study of flexible magnetic abrasive in abrasive jet machining, 5th CIRP Conference on High Performance Cutting 2012.
- [53]. Chang He Li, Guang Qi Cai, Shi Chao Xiu, Q. Li , Material Removal Model and Experimental Verification for Abrasive Jet Precision Finishing with Wheel as Restraint.Key Engineering Materials, 2006, 304 – 305.
- [54]. R. Balasubramaniam, J Krishnan, N.Ramakrishnan Investigation on AJM deburring - Journal of Materials 1998.
- [55]. U.D. Gulhani, P.P.Patkar, S.P.Patel, A.A.Patel et al ,Analysis of AJM Parameters on MRR,Kerf width of Hard and Brittle Materials like ceramics,--IJDMT, 2013
- [56]. N.S. Pawar, R.R. Lakhe, R.L. Shrivastava -A comparative Experimental Analysis of Sea sand as an abrasive material using Silicon carbide and mild steel Nozzle in vibrating chamber of Abrasive Jet machining process IJSRP 3(10), 2013.
- [57]. M. Chithiraiponselvan, Dr. N. Mohanasundararaju Review on current state of research and development of Awjc- international journal of advanced engineering sciences and technologies, 11(2), 2011, 267 – 275.